


# #1 VIRTUAL STOCK TRADING PROGRAM



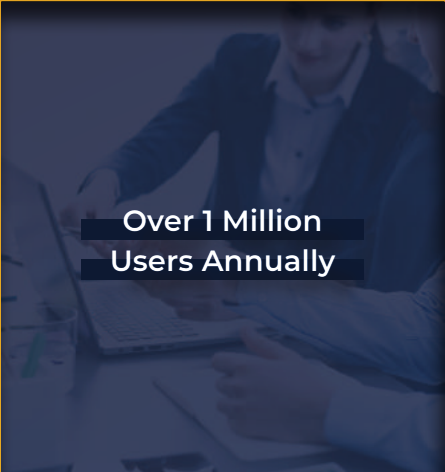
Featuring Virtual  
Real-Life Trading



Performance and  
Ranking Reports



Mobile & Tablet  
Compatible



Over 1 Million  
Users Annually

# WHO USES **STOCKTRAK**



## **100+ Corporate Clients**

Use StockTrak for employee education, customer retention & customer acquisition



## **1,000+ Universities**

Over 80% of top US Business schools trust StockTrak for their financial education



**Scottrade**



**BANK OF AMERICA**



**Scotiabank®**

COMPANIES

**Berkeley**  
UNIVERSITY OF CALIFORNIA



**NYU**



**TEXAS**  
The University of Texas at Austin



**University  
of Glasgow**



**HOWARD  
UNIVERSITY**

UNIVERSITIES

# SECURITIES & EXCHANGES TRADED



## **Equities:**

Includes North America, Latin America, Europe and Asia



## **Options:**

Calls and puts on US Equities and indices



## **Mutual Funds:**

All US Mutual Funds



## **Bonds:**

US Corporate Bonds, US Treasury Notes and US Treasury Bonds



## **Futures & Options on Futures:**

All Major US Futures including indices, currencies, metals, oils, grains, livestock, etc



## **Forex:**

Over 40 major Foreign Currencies and Currency Pairs



## **Spot Commodities:**

Gold, Silver, Oil, Corn, Wheat, and other cash commodities

*Gives students real world investment and portfolio management experience. Allows students to relate theories taught to practice.*

# STOCKTRAK HELPS TO **MANAGE, TRACK AND MONITOR** YOUR PARTICIPANTS PERFORMANCE

OVERALL RANKINGS		SHARPE RATIO RANKINGS		WEEKLY RANKINGS	
This view of: Monday, October 12, 2020				Historical Day: 10/11/2020	
Rank	User	Market Value	Sharpe Ratio	Portfolio Value	Trades Made
1		499,915.64	6.58	1,043,967.78	23
2		611,026.76	5.24	1,276,357.96	25
3		472,054.18	4.99	1,412,806.99	33
4		644,848.59	4.94	1,457,639.23	33
5		516,141.22	3.62	1,052,016.79	61
6		368,199.22	3.55	1,014,678.84	21
7		512,855.99	3.40	1,027,615.83	27
8		617,635.21	3.34	1,076,189.76	32
9		659,140.55	3.27	1,093,574.54	31
10		605,666.14	3.22	1,154,585.87	46
11		467,340.77	2.28	1,145,205.68	28
12		511,544.65	2.19	1,561,468.40	35
13		499,546.56	1.97	1,053,909.25	31
14		561,085.44	1.91	1,113,230.42	31
15		727,439.05	1.87	1,043,015.84	37

## The Ranking Page Shows:

- Student portfolio value
- Comparison to classmates
- Number of trades made
- Percentage return on portfolio
- Historical rankings
- Updated continuously during market hours
- Sharpe ratio and alpha and beta reporting and more

## Additional Reports Include:

- Tracking individuals progress through the course lessons, assignments and assessments
- Diversification reports
- Trading notes report summarizing all trade rationales
- Deep dive into student actual open positions and transactions
- Customizable reports on recorded metrics

# THE COURSE **CREATOR**



## **Built-in Assignments:**

Create a custom course by choosing which articles, videos and tasks are required for course participants.



## **Built-in Assessments:**

Each lesson contains assessments for individuals to confirm their understanding of the material presented.



## **Trading Tools:**

- Trade notes documenting the thought process for trades
- Real time bid/ask spread
- Order types include market, limit stop, trailing stops, etc.

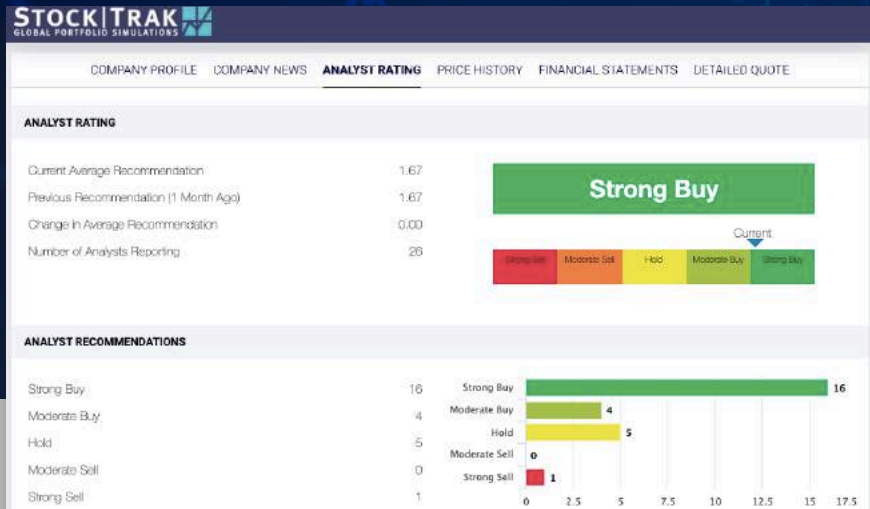


## **Badging:**

Activities can be recognized with our comprehensive badging tool kit.

"Stocktrak provides students with the experience of having an online brokerage account, which gives them "hands-on" learning in terms of the securities and investment concepts" they cover in class. It has been an invaluable addition to my Investments classes."

# PROFESSIONAL RESEARCH TOOLS IN STOCKTRAK



- Analyst Ratings
- Charts
- Company Financials
- Company Profile
- Corporate Actions
- Earnings
- Economic Calendar
- Historical Transactions
- Industry Peers Analysis
- IPOs Center
- Most Actives, Biggest Gainers & Losers
- SEC Filings
- Sector Investing



## USER **FEEDBACK**

“Many of my students thought that the inclusion of the StockTrak simulation was the most valuable part of the entire course, as it gave them real-world experience in trading stocks, bonds, currencies, futures, and options.”

“It provides a real(-ish) world simulation of trading equities in the stock market. Personally, I like the reporting and tracking of students trading and activity.”

“StockTrak was the greatest assignment I ever had in any course.”

# FINANCE • EDUCATION • GAMIFIED

## *What Our Users Say About StockTrak Programs*

98%

Of our users are more confident in the financial markets

99%

Of our users found value in using our financial education programs

98%

Of our users recommend using our programs

ONLINE PLATFORM ALLOWING ANYTIME / ANYWHERE ACCESS

*For more information, please visit [stocktrak.com](http://stocktrak.com)*

**STOCK|TRAK**   
FINANCE. EDUCATION. GAMIFIED.